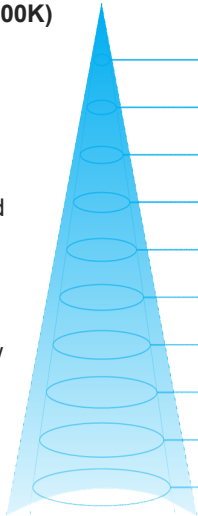




Chroma-Q®

**Fixture photometric table**

**Fixture model**  
**Studio Force II Plus V12 (3200K)**  
**Field:** 45°  
**Beam:** 20°  
**Magnification (mf):** 0.35 x  
**Candelas:** 30440 Cd  
**Lumens:** 7350 lm  
**Watts:** 139 w  
**Lumen/w:** 52.9 lm/w  
**CRI Ra:** 91  
**TM-30 Rf / Rg:** 92 / 103  
**Duv:** -0.0001



Throw Distance		Field Spread		Beam Spread		Full On	
m	ft	m	ft	m	ft	Lux	Footcandle
1.00 m	3.3 ft	0.8 m	2.7 ft	0.4 m	1.2 ft	30440 lx	2828 fc
1.53 m	5.0 ft	1.3 m	4.2 ft	0.5 m	1.8 ft	13004 lx	1208 fc
3.05 m	10.0 ft	2.5 m	8.3 ft	1.1 m	3.5 ft	3272 lx	304 fc
3.95 m	13.0 ft	3.3 m	10.7 ft	1.4 m	4.6 ft	1951 lx	181 fc
4.56 m	15.0 ft	3.8 m	12.4 ft	1.6 m	5.3 ft	1464 lx	136 fc
6.10 m	20.0 ft	5.1 m	16.6 ft	2.2 m	7.1 ft	818 lx	76 fc
6.85 m	22.5 ft	5.7 m	18.6 ft	2.4 m	7.9 ft	649 lx	60 fc
7.63 m	25.0 ft	6.3 m	20.7 ft	2.7 m	8.8 ft	523 lx	49 fc
9.15 m	30.0 ft	7.6 m	24.9 ft	3.2 m	10.6 ft	364 lx	34 fc
10.07 m	33.0 ft	8.3 m	27.4 ft	3.6 m	11.7 ft	300 lx	28 fc



Chroma-Q®

## Fixture photometric table

**Fixture model**

Studio Force II Plus V12 (3200K) BorderLens

**Field:** 74°

**Beam:** 32°

**Magnification (mf):** 0.57 x

**Candelas:** 11750 Cd

**Lumens:** 6510 lm

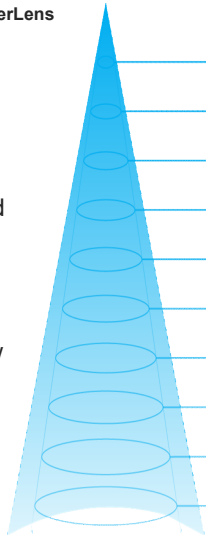
**Watts:** 139 w

**Lumen/w:** 46.9 lm/w

**CRI Ra:** 91

**TM-30 Rf / Rg:** 92 / 103

**Duv:** -0.0001



Throw Distance		Field Spread		Beam Spread		Full On	
m	ft	m	ft	m	ft	Lux	Footcandle
1.00 m	3.3 ft	1.5 m	4.9 ft	0.6 m	1.9 ft	11750 lx	1092 fc
1.53 m	5.0 ft	2.3 m	7.6 ft	0.9 m	2.9 ft	5019 lx	466 fc
3.05 m	10.0 ft	4.6 m	15.1 ft	1.7 m	5.7 ft	1263 lx	117 fc
3.95 m	13.0 ft	6.0 m	19.5 ft	2.3 m	7.4 ft	753 lx	70 fc
4.56 m	15.0 ft	6.9 m	22.5 ft	2.6 m	8.6 ft	565 lx	52 fc
6.10 m	20.0 ft	9.2 m	30.2 ft	3.5 m	11.5 ft	316 lx	29 fc
6.85 m	22.5 ft	10.3 m	33.9 ft	3.9 m	12.9 ft	250 lx	23 fc
7.63 m	25.0 ft	11.5 m	37.7 ft	4.4 m	14.4 ft	202 lx	19 fc
9.15 m	30.0 ft	13.8 m	45.2 ft	5.2 m	17.2 ft	140 lx	13 fc
10.07 m	33.0 ft	15.2 m	49.8 ft	5.8 m	18.9 ft	116 lx	11 fc



Chroma-Q®

**Fixture model**

Studio Force II Plus V12 (3200K) CycLens

**Field:** 118°

**Beam:** 62°

**Magnification (mf):** 1.20 x

**Candelas:** 10850 Cd

**Lumens:** 6340 lm

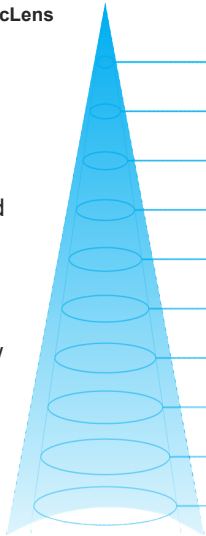
**Watts:** 139 w

**Lumen/w:** 45.7 lm/w

**CRI Ra:** 91

**TM-30 Rf / Rg:** 92 / 103

**Duv:** -0.0001



**Fixture photometric table**

Throw Distance		Field Spread		Beam Spread		Full On	
m	ft	m	ft	m	ft	Lux	Footcandle
1.00 m	3.3 ft	3.3 m	10.9 ft	1.2 m	3.9 ft	10850 lx	1008 fc
1.53 m	5.0 ft	5.1 m	16.7 ft	1.8 m	6.0 ft	4635 lx	431 fc
3.05 m	10.0 ft	10.2 m	33.3 ft	3.7 m	12.0 ft	1166 lx	108 fc
3.95 m	13.0 ft	13.1 m	43.1 ft	4.7 m	15.6 ft	695 lx	65 fc
4.56 m	15.0 ft	15.2 m	49.8 ft	5.5 m	18.0 ft	522 lx	48 fc
6.10 m	20.0 ft	20.3 m	66.6 ft	7.3 m	24.1 ft	292 lx	27 fc
6.85 m	22.5 ft	22.8 m	74.8 ft	8.2 m	27.0 ft	231 lx	21 fc
7.63 m	25.0 ft	25.4 m	83.3 ft	9.2 m	30.1 ft	186 lx	17 fc
9.15 m	30.0 ft	30.5 m	99.9 ft	11.0 m	36.1 ft	130 lx	12 fc
10.07 m	33.0 ft	33.5 m	110.0 ft	12.1 m	39.7 ft	107 lx	10 fc



Chroma-Q®

**Fixture photometric table**

**Fixture model**

**Studio Force II Plus V12 (4400K)**

**Field:** 45°

**Beam:** 20°

**Magnification (mf):** 0.35 x

**Candelas:** 32500 Cd

**Lumens:** 7840 lm

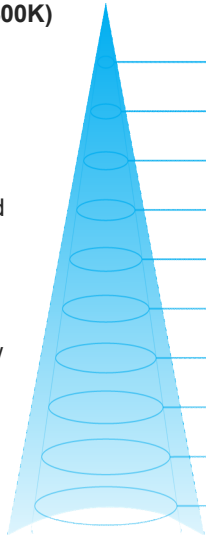
**Watts:** 148 w

**Lumen/w:** 53.0 lm/w

**CRI Ra:** 93

**TM-30 Rf / Rg:** 93 / 105

**Duv:** -0.0005



Throw Distance		Field Spread		Beam Spread		Full On	
m	ft	m	ft	m	ft	Lux	Footcandle
1.00 m	3.3 ft	0.8 m	2.7 ft	0.4 m	1.2 ft	32500 lx	3019 fc
1.53 m	5.0 ft	1.3 m	4.2 ft	0.5 m	1.8 ft	13884 lx	1290 fc
3.05 m	10.0 ft	2.5 m	8.3 ft	1.1 m	3.5 ft	3494 lx	325 fc
3.95 m	13.0 ft	3.3 m	10.7 ft	1.4 m	4.6 ft	2083 lx	194 fc
4.56 m	15.0 ft	3.8 m	12.4 ft	1.6 m	5.3 ft	1563 lx	145 fc
6.10 m	20.0 ft	5.1 m	16.6 ft	2.2 m	7.1 ft	873 lx	81 fc
6.85 m	22.5 ft	5.7 m	18.6 ft	2.4 m	7.9 ft	693 lx	64 fc
7.63 m	25.0 ft	6.3 m	20.7 ft	2.7 m	8.8 ft	558 lx	52 fc
9.15 m	30.0 ft	7.6 m	24.9 ft	3.2 m	10.6 ft	388 lx	36 fc
10.07 m	33.0 ft	8.3 m	27.4 ft	3.6 m	11.7 ft	320 lx	30 fc



Chroma-Q®

**Fixture model**

Studio Force II Plus V12 (4400K) BorderLens

**Field:** 74°

**Beam:** 32°

**Magnification (mf):** 0.57 x

**Candelas:** 12310 Cd

**Lumens:** 6820 lm

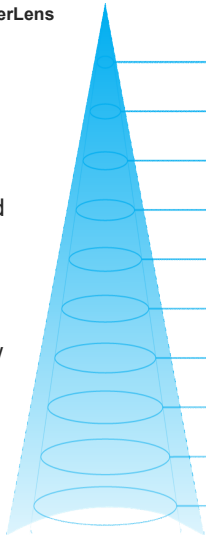
**Watts:** 148 w

**Lumen/w:** 46.1 lm/w

**CRI Ra:** 93

**TM-30 Rf / Rg:** 93 / 105

**Duv:** -0.0005



**Fixture photometric table**

Throw Distance		Field Spread		Beam Spread		Full On	
m	ft	m	ft	m	ft	Lux	Footcandle
1.00 m	3.3 ft	1.5 m	4.9 ft	0.6 m	1.9 ft	12310 lx	1144 fc
1.53 m	5.0 ft	2.3 m	7.6 ft	0.9 m	2.9 ft	5259 lx	489 fc
3.05 m	10.0 ft	4.6 m	15.1 ft	1.7 m	5.7 ft	1323 lx	123 fc
3.95 m	13.0 ft	6.0 m	19.5 ft	2.3 m	7.4 ft	789 lx	73 fc
4.56 m	15.0 ft	6.9 m	22.5 ft	2.6 m	8.6 ft	592 lx	55 fc
6.10 m	20.0 ft	9.2 m	30.2 ft	3.5 m	11.5 ft	331 lx	31 fc
6.85 m	22.5 ft	10.3 m	33.9 ft	3.9 m	12.9 ft	262 lx	24 fc
7.63 m	25.0 ft	11.5 m	37.7 ft	4.4 m	14.4 ft	211 lx	20 fc
9.15 m	30.0 ft	13.8 m	45.2 ft	5.2 m	17.2 ft	147 lx	14 fc
10.07 m	33.0 ft	15.2 m	49.8 ft	5.8 m	18.9 ft	121 lx	11 fc



Chroma-Q®

**Fixture photometric table**

**Fixture model**

Studio Force II Plus V12 (4400K) CycLens

**Field:** 120°

**Beam:** 62°

**Magnification (mf):** 1.20 x

**Candelas:** 11430 Cd

**Lumens:** 6610 lm

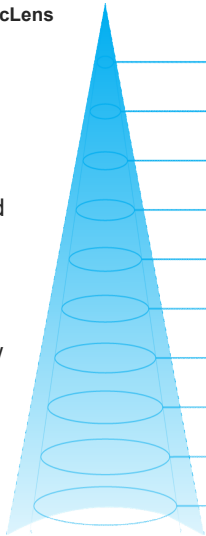
**Watts:** 148 w

**Lumen/w:** 44.7 lm/w

**CRI Ra:** 93

**TM-30 Rf / Rg:** 93 / 105

**Duv:** -0.0005



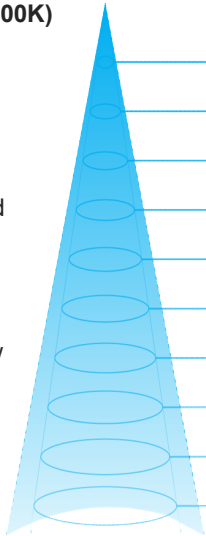
Throw Distance		Field Spread		Beam Spread		Full On	
m	ft	m	ft	m	ft	Lux	Footcandle
1.00 m	3.3 ft	3.5 m	11.4 ft	1.2 m	3.9 ft	11430 lx	1062 fc
1.53 m	5.0 ft	5.3 m	17.4 ft	1.8 m	6.0 ft	4883 lx	454 fc
3.05 m	10.0 ft	10.6 m	34.7 ft	3.7 m	12.0 ft	1229 lx	114 fc
3.95 m	13.0 ft	13.7 m	44.9 ft	4.7 m	15.6 ft	733 lx	68 fc
4.56 m	15.0 ft	15.8 m	51.8 ft	5.5 m	18.0 ft	550 lx	51 fc
6.10 m	20.0 ft	21.1 m	69.3 ft	7.3 m	24.1 ft	307 lx	29 fc
6.85 m	22.5 ft	23.7 m	77.9 ft	8.2 m	27.0 ft	244 lx	23 fc
7.63 m	25.0 ft	26.4 m	86.7 ft	9.2 m	30.1 ft	196 lx	18 fc
9.15 m	30.0 ft	31.7 m	104.0 ft	11.0 m	36.1 ft	137 lx	13 fc
10.07 m	33.0 ft	34.9 m	114.4 ft	12.1 m	39.7 ft	113 lx	10 fc



Chroma-Q®

**Fixture photometric table**

**Fixture model**  
**Studio Force II Plus V12 (5600K)**  
**Field:** 45°  
**Beam:** 20°  
**Magnification (mf):** 0.35 x  
**Candelas:** 32590 Cd  
**Lumens:** 7790 lm  
**Watts:** 145 w  
**Lumen/w:** 53.7 lm/w  
**CRI Ra:** 95  
**TM-30 Rf / Rg:** 91 / 103  
**Duv:** -0.0003



Throw Distance		Field Spread		Beam Spread		Full On	
m	ft	m	ft	m	ft	Lux	Footcandle
1.00 m	3.3 ft	0.8 m	2.7 ft	0.4 m	1.2 ft	32590 lx	3028 fc
1.53 m	5.0 ft	1.3 m	4.2 ft	0.5 m	1.8 ft	13922 lx	1293 fc
3.05 m	10.0 ft	2.5 m	8.3 ft	1.1 m	3.5 ft	3503 lx	325 fc
3.95 m	13.0 ft	3.3 m	10.7 ft	1.4 m	4.6 ft	2089 lx	194 fc
4.56 m	15.0 ft	3.8 m	12.4 ft	1.6 m	5.3 ft	1567 lx	146 fc
6.10 m	20.0 ft	5.1 m	16.6 ft	2.2 m	7.1 ft	876 lx	81 fc
6.85 m	22.5 ft	5.7 m	18.6 ft	2.4 m	7.9 ft	695 lx	65 fc
7.63 m	25.0 ft	6.3 m	20.7 ft	2.7 m	8.8 ft	560 lx	52 fc
9.15 m	30.0 ft	7.6 m	24.9 ft	3.2 m	10.6 ft	389 lx	36 fc
10.07 m	33.0 ft	8.3 m	27.4 ft	3.6 m	11.7 ft	321 lx	30 fc



Chroma-Q®

**Fixture model**

Studio Force II Plus V12 (5600K) BorderLens

**Field:** 74°

**Beam:** 32°

**Magnification (mf):** 0.57 x

**Candelas:** 12320 Cd

**Lumens:** 6840 lm

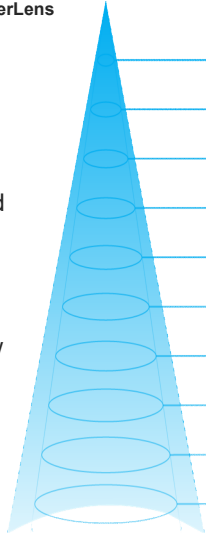
**Watts:** 145 w

**Lumen/w:** 47.2 lm/w

**CRI Ra:** 95

**TM-30 Rf / Rg:** 91 / 103

**Duv:** -0.0003



**Fixture photometric table**

Throw Distance		Field Spread		Beam Spread		Full On	
m	ft	m	ft	m	ft	Lux	Footcandle
1.00 m	3.3 ft	1.5 m	4.9 ft	0.6 m	1.9 ft	12320 lx	1145 fc
1.53 m	5.0 ft	2.3 m	7.6 ft	0.9 m	2.9 ft	5263 lx	489 fc
3.05 m	10.0 ft	4.6 m	15.1 ft	1.7 m	5.7 ft	1324 lx	123 fc
3.95 m	13.0 ft	6.0 m	19.5 ft	2.3 m	7.4 ft	790 lx	73 fc
4.56 m	15.0 ft	6.9 m	22.5 ft	2.6 m	8.6 ft	592 lx	55 fc
6.10 m	20.0 ft	9.2 m	30.2 ft	3.5 m	11.5 ft	331 lx	31 fc
6.85 m	22.5 ft	10.3 m	33.9 ft	3.9 m	12.9 ft	263 lx	24 fc
7.63 m	25.0 ft	11.5 m	37.7 ft	4.4 m	14.4 ft	212 lx	20 fc
9.15 m	30.0 ft	13.8 m	45.2 ft	5.2 m	17.2 ft	147 lx	14 fc
10.07 m	33.0 ft	15.2 m	49.8 ft	5.8 m	18.9 ft	121 lx	11 fc





Chroma-Q®

## Fixture photometric table

**Fixture model**

Studio Force II Plus V12 (5600K) CycLens

**Field:** 118°

**Beam:** 62°

**Magnification (mf):** 1.20 x

**Candelas:** 11370 Cd

**Lumens:** 6660 lm

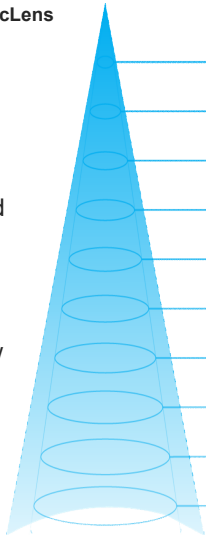
**Watts:** 145 w

**Lumen/w:** 46.0 lm/w

**CRI Ra:** 95

**TM-30 Rf / Rg:** 91 / 103

**Duv:** -0.0003



Throw Distance		Field Spread		Beam Spread		Full On	
m	ft	m	ft	m	ft	Lux	Footcandle
1.00 m	3.3 ft	3.3 m	10.9 ft	1.2 m	3.9 ft	11370 lx	1056 fc
1.53 m	5.0 ft	5.1 m	16.7 ft	1.8 m	6.0 ft	4857 lx	451 fc
3.05 m	10.0 ft	10.2 m	33.3 ft	3.7 m	12.0 ft	1222 lx	114 fc
3.95 m	13.0 ft	13.1 m	43.1 ft	4.7 m	15.6 ft	729 lx	68 fc
4.56 m	15.0 ft	15.2 m	49.8 ft	5.5 m	18.0 ft	547 lx	51 fc
6.10 m	20.0 ft	20.3 m	66.6 ft	7.3 m	24.1 ft	306 lx	28 fc
6.85 m	22.5 ft	22.8 m	74.8 ft	8.2 m	27.0 ft	242 lx	23 fc
7.63 m	25.0 ft	25.4 m	83.3 ft	9.2 m	30.1 ft	195 lx	18 fc
9.15 m	30.0 ft	30.5 m	99.9 ft	11.0 m	36.1 ft	136 lx	13 fc
10.07 m	33.0 ft	33.5 m	110.0 ft	12.1 m	39.7 ft	112 lx	10 fc